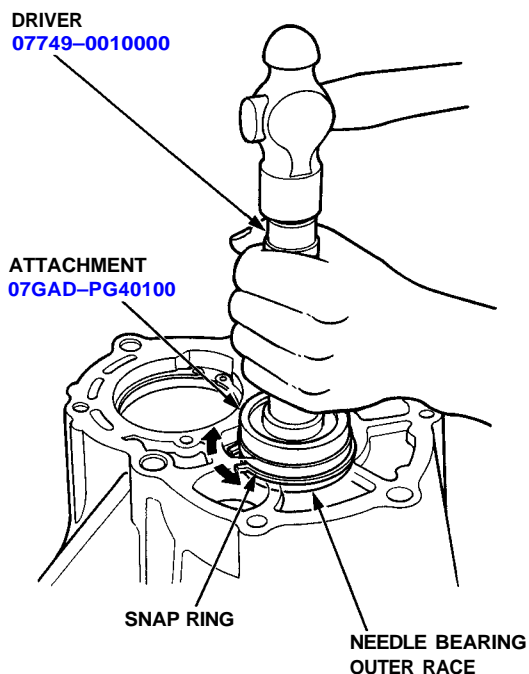


# Transmission Housing

## Bearing Installation

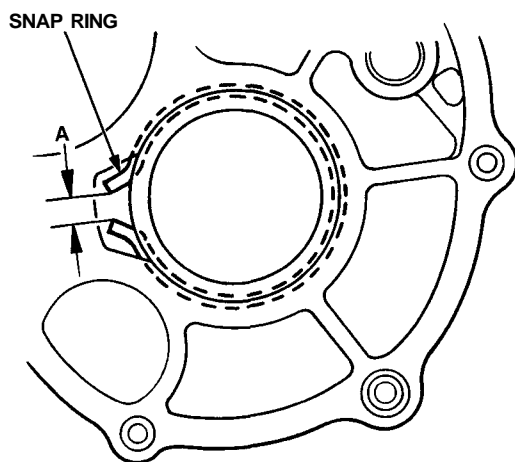
### Mainshaft Side:

1. Expand the snap ring, then drive in the needle bearing outer race using the special tools as shown.



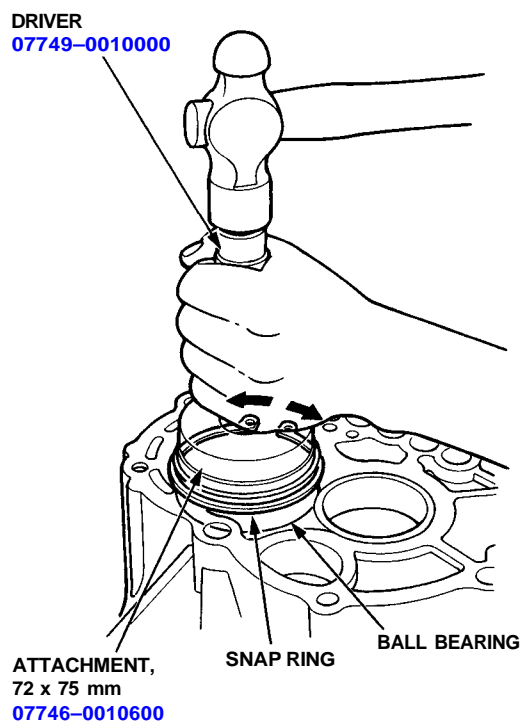
2. Check that the snap ring is securely seated in the groove of the needle bearing outer race.

Dimension A as installed: 2.03 — 4.67 mm  
(0.080 — 0.184 in)



### Countershaft Side:

1. Expand the snap ring, then drive the ball bearing using the special tools as shown.



2. Check that the snap ring is securely seated in the groove of the ball bearing.

Dimension B as installed: 3.43 — 8.40 mm  
(0.135 — 0.331 in)

